



INNOVATIVE WAYS TO TEACH ONLINE II

International
DYSLEXIA
Association®

©The Siena School 2020



TOOLS TO ACCOMPLISH

Modeling

Explicit
Instruction

Language
Interactions

Practice

Feedback

TECHNOLOGY TOOLS

Get Creative with Cameras

- Document camera and instrument to capture handwriting
- Use a phone to record tutorial videos
- Second device with a different camera angle
- Mirror smartphones and tablets to your computer

TECHNOLOGY TOOLS

G Suite (or Office 365)

- Easy collaborative documents, spreadsheets, and slide decks
- Assistive add-ons like Read&Write
- Templates for worksheets and graphic organizers available online
- Easy to make copies for students (Google Classroom)
- Color-coding, insert images and drawings, easily link to other resources

TECHNOLOGY TOOLS

Graphic Organizers and Infographics

- Google Docs, Slides, and Sheets
- Google Forms
- Canva for charts, graphs, and infographics
- Powtoon and Storyboard That for organizing narratives

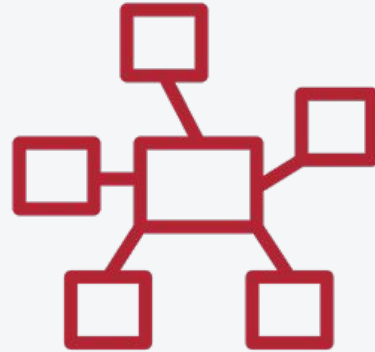


TECHNOLOGY TOOLS

Mind Mapping

Online mind mapping software

- SimpleMind
- MindMup
- Mindomo
- Ayoa



TECHNOLOGY TOOLS

Virtual Whiteboard


Online whiteboard handwriting tools

- Zoom Whiteboard
- [Whiteboard.fi](https://whiteboard.fi)
- Google Jamboard
- Google Slides
- [Miro](https://miro.com) (100 licenses free for schools!)

TECHNOLOGY TOOLS

Digital Manipulatives

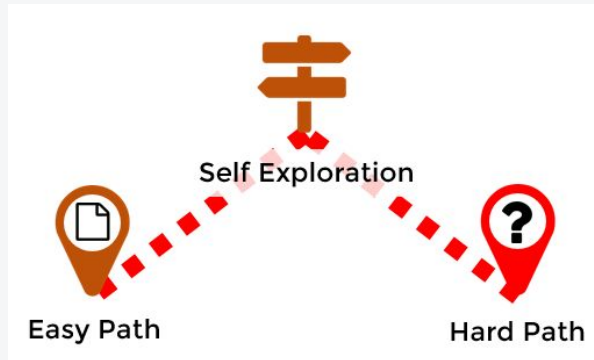
- Flippity
- Phonogram Sounds App
- OG Card Deck on the App Store
- SMARTnotebook
- Google Drawings
- Padlet



TECHNOLOGY TOOLS

Interactive Lessons

- [PearDeck](#)
- [Deck.Toys](#)
- SMART Learning Suite
- EdPuzzle interactive videos



TECHNOLOGY TOOLS

Assistive Technology

- Read&Write
- Speech-to-Text
 - ◆ All major word processors
 - ◆ Mobile keyboards
- Mercury Reader
- Accessibility menu in ChromeOS



TECHNOLOGY TOOLS

Feedback


- StrawPoll.me
- Zoom emojis
- Google Forms
- Video Feedback
- Voice notes
 - ◆ Kaizena
 - ◆ Read&Write



PRACTICE

- Learning Ally
- Epic
- Membean
- Infercabulary

- Quizlet
- Flippity
- Google Slides- Flashcards



TIPS FOR ENGAGEMENT

Students need to be seen and heard so they don't feel invisible and stay engaged and connected.

Resources

Teach/practice inflection and phrasing

- Create new norms
- Survey with Google Forms
- Multisensory Learning
- Go Noodle
- SMART Notebook
- Move offline e.g. scavenger hunt

Bingo

What has gone well? *



Your answer

Do you have any suggestions? *



Your answer

TIPS FOR ENGAGEMENT

Fluency Practice

Teach/practice inflection and phrasing

- Monologues
- Poetry
- Speeches
- Reader's Theater
- Tongue Twisters

Book Club

Remember to pin the student speaking

- Talk show with book characters
- Poems using vocabulary
- Postcards from a character
- Dating App Profiles
- Unscramble events
- Letter to a character

Creative Assignments

Variety maintains student interest, e.g. accumulative works

- Sharing work
- Pairs in breakout rooms
- 1:1 Conferencing
- Performance e.g. invite parents to a sharing

ADDITIONAL RESOURCES

→ Apps

- ◆ Apps for Dyslexia and Learning Disabilities
- ◆ iPad Apps for Literacy Instruction

→ Decodable Books

- ◆ The Specific Learning Difficulties Association of Australia
downloadable phonics readers
- ◆ Decodable Books readinga-z.com
- ◆ Free Online Decodable Books

ADDITIONAL QUESTIONS

- How can I teach online and integrate OG multisensory teaching strategies?
- How can I help my youngest students stay engaged?
- As a parent, what should my child practice every day?

ADDITIONAL QUESTIONS

- Are there any privacy concerns with teaching remotely?
- Why don't some interactive features work on Chromebooks?

ADDITIONAL QUESTIONS

→ Where can I find more educational apps that have been professionally reviewed?



THANKS!

INTERESTED IN MORE RESOURCES

Find us at:

[@thesienaschool](#)

www.thesienaschool.org

[Siena's blog](#)



CREDITS

Special thanks to all the people who made and released these awesome resources for free:

- Presentation template by [SlidesCarnival](#)
- Photographs by [Unsplash](#)
- [Deck.Toys](#)
- [Loom](#)
- [Step Up to Writing](#)